

GRIMME
HARVESTING SUCCESS!

The GH-series Ridging Hillers

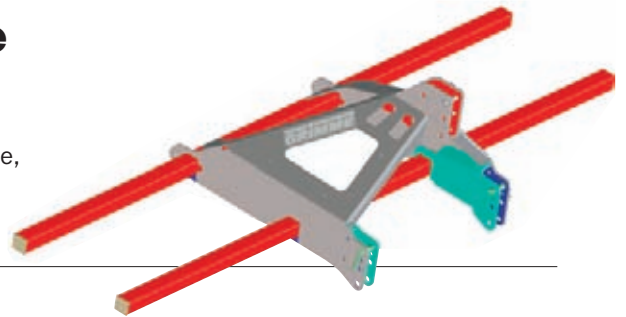
Well shaped –
harvesting success!



Gives you more: The GH-series Ridging Hiller.

The complete program for the professional grower.

Our all-rounder: the double toolbar consists of a robust welded frame, onto which a choice of ridging bodies, discs or tines can be fitted. Another benefit: the rigid construction – even under high loads.



Our innovative solution for different soil conditions: original ridging bodies from Grimme.

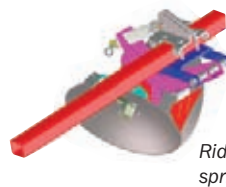
Depending to the ground conditions ridging bodies or discs can be fitted to the rear toolbar.



Ridging body, fixed



Ridging body, spring loaded

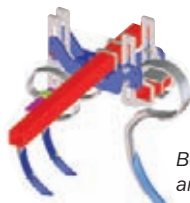


Ridging discs, spring loaded

Quick and simple assembly: loosening tines from Grimme – for a thorough and deep loosening of the soil.



Leaf spring tines **4**
and bed loosening
tines at the side **1**



Bed loosening tines **2**
and bed loosening
tines at the side **1**



Leaf spring tines **4**
(height adjustable)



Leaf spring tines **5**
(fitted direct to
the frame)

Your choice: standard machine configurations at a glance.




Fixed ridging body with
bed loosening tines **2**
(height adjustable)



Ridging body with leaf
spring tines **5** (fitted
direct to the front frame)



Spring loaded ridging body
with bed loosening tines **2**
(height adjustable)



Covering discs with bed loosening
tines **3** (height adjustable)

Bigger. Wider. Longer: the different bed loosening tines at a glance.

Thoroughly tough: one tine per furrow is fitted to the solid front frame section as standard – optional bigger or smaller tines are also available.



1
32 mm wide,
10 mm thick,
390 mm long



2
45 mm wide,
12 mm thick,
520 mm long



3
70 mm wide,
12 mm thick,
590 mm long




4
150 mm wide,
10 mm thick,
580 mm long



5
150 mm wide,
12 mm thick,
660 mm long

Options which soon pay for themselves: Ridge shapers from Grimme.



Trapezoidal ridges with speed plates (option)

Round bodied stainless steel shaping board with speed plate (option)

Round bodied stainless steel shaping board (option)

Round bodied shaping board (standard)

Well shaped: the floating shaping board behind the ridging bodies form large bulky ridges. The necessary pressure comes from the spring loaded pressure bars. Different shaping boards are available to give the required ridge shape.



Enough space: the shaping board with the open top (1) is ideal to shape ridges with emerged potatoes (option).

For good success: screwed height adjustment of the feeler wheels to set for the right guiding depth (2) (option).



Good guiding: large guiding disc (option) to assist alignment and for hillside locations (3) – an advanced option is operation via hydraulic cylinder.

Another option: spring loaded discs in lieu of ridging bodies (4). The benefit: easy pulling and better crumbling. The shaping board shapes the required ridges.



A solution for light soils: cage roller (5) in lieu of shaping boards (option).

The benefit: the loose, crumbly ridge surface absorbs water very well. It is also possible to adjust the width of the rollers (6).

Stay on a successful line: the Grimme Ridging Hiller with individual row shapers.



Optimum work rate: leaf spring tines with ridging body (height adjustable) loosen the soil. The spring loaded shaper moves soil onto the ridge. – As an option it is possible to connect each row shaper to create a single hood.



Loose soil: the individual row shaper at work.



Free running: easy driving between the rows, even with bigger plants.



Perfect success: large bulbous ridges – for optimum growth of the potatoes.

Technical data

	GH 2	GH 4	GH 6	GH 8
Number of rows	2	4	6	8
Row width	75 cm Option: over 75 cm	75 cm Option: over 75 cm	75 cm Option: over 75 cm	75 cm Option: over 75 cm
Ridging bodies or discs	Choice of			
Bed loosening tines per furrow	1	1	1	1
Other bed loosening tines	Option	Option	Option	Option
Weight	500 kg	800 kg	1.200 kg	1.600 kg
Width (RW 75 cm)	2.000 mm	3.280 mm	4.800 mm	6.300 mm
Length	2.500 mm	2.500 mm	2.500 mm	2.500 mm

Your Grimme Partner for advice and service:

Grimme Landmaschinenfabrik GmbH & Co. KG · Hunteburger Straße 32 · D-49401 Damme
Phone +49 5491 666-0 · Fax +49 5491 666-298
grimme@grimme.de · www.grimme.com

GRIMME
HARVESTING SUCCESS!