

# **SPUDNIK**

## ***Bulk Box Model***

### ***4200***



# SPUNNIK

## *Market Leader*

- North America's best-selling bulk box (65% of the market share)
- the lightest bulk bed (4800lb.)
- highest payload (due to the low unit weight and solid design)
- double drive system provides the highest unloading speeds



Front Drive (Left hand side)




Rear Drive (Left hand side)

# *Advantages*

- Vulcanized drive rollers ([PICTURE](#))
- Low center of gravity ([PICTURE](#))
- Variable belt speed
- Hydraulically operated side door ([PICTURE](#))
- Hydraulically operated tail gate w/catwalk (over tail gate) ([PICTURE](#))
- Side foot holes ([PICTURE](#))
- Double drive system

# ***Vulcanized drive rollers***



- vulcanized drive rollers are a sealed type bearing and are lubricated by the manufacturer.
- these bearings will only need to be greased at the start of season

[\(Return\)](#)

# *Low Center of Gravity*



**Side Foot Holes**

[\(Return\)](#)

# *Hydraulically Operated Side Door*



[\(Return\)](#)

# *Hydraulically operated tail gate*



(Return)

# SPUDNIK

## *Options*

### ■ Length and -Side Height Option

Standard Height Side

**20' Frame**

**21' Frame**

**22' Frame**

**24' Frame**

**26' Frame**

### ■ 6" Taller Side Height [\(PICTURE\)](#)

### ■ Cheater Option

### ■ Belt Lacing Option

Clipper Lace STD or Flexco Lace

### ■ Electric and/or PTO Drive Option

Electric Only

ELEC/PTO

PTO Only

### ■ Voltage and Phase Options

230 Volt 1 Phase Power

230 Volt 3 Phase Power

480 Volt 3 Phase Power

### ■ Color Option

Red Paint Bulk Bed

White Paint Bulk Bed

Other Color Paint Bulk Bed


Primer Only Bulk Bed

# *Options*

# SPUDNIK

- **Insulation Attachment**
- **Cab Protector Attachment** ([PICTURE](#))
- **Fenders Attachment and Extensions** ([PICTURE](#))
  - Single Fender Extension
  - Double Fender Extension
- **Roll Over Tarps Attachment** ([PICTURE](#))
  - Red & White
  - Blue & White
  - Custom Color
- **Automatic EZ-TARP Customer To Purchase Direct** ([PICTURE](#))
- **Tailgate To Cab Switch Attachment**
- **Tail Lights (Flush Mount) Attachment** ([PICTURE](#))

# ***6" Taller Side Height***



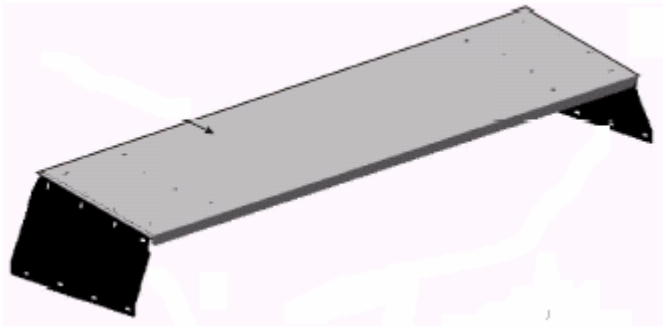
[\(Return\)](#)

# ***Cab Protector Attachment***





[\(Return\)](#)

# ***Fender Attachments and Fender Extensions***



[\(Return\)](#)

# ***Roll Over Tarps Attachment***




[\(Return\)](#)

# *Automatic EZ-TARP*



(Return)

# ***Tail Lights (Flush Mount) Attachment***



[\(Return\)](#)

# ***SELF TENSIONING END (HYDRAULIC)***



# *Specifications*

<b>Bulk Bed Model</b>	<b>20'</b>	<b>22'</b>	<b>24'</b>	<b>26'</b>
<b>Height</b>	76"	76"	76"	76"
<b>Width</b>	102"	102"	102"	102"
<b>Length</b>	286 ¾"	310 3/16"	334 ¾"	358 ¾"
<b>Discharge Length</b>	40 3/16"	40 3/16"	40 3/16"	40 3/16"
<b>Belt Length</b>	44'-2"	48'-2"	52'-2"	56'-2"
<b>Belt Width</b>	30"	30"	30"	30"
<b>Capacity in Tons</b>	16	17 ½	19	20 1/2
<b>Weight lb. (base unit)</b>	4800	5000	5200	5400